

FORD CITY BOROUGH COUNCIL:

RESPECTFULLY, PLEASE ACCEPT THE SUBMISSION OF THE FOLLOWING REPORT FOR DUTIES PERFORMED BY THE FORD CITY POLICE DEPARTMENT OFFICERS DURING THE MONTH OF:

OCTOBER 2020

MONTHLY INCOME RECEIVED	
PARKING TICKETS	225.00
PERMIT PARKING	405.00
POLICE REPORTS	15.00
SOLICITATION PERMITS	0.00
DISTRICT MAGISTRATE	1,849.74
PROTHONATARY	136.19
<i>TOTAL MONTHLY INCOME</i>	<i>2,630.93</i>

CALLS FOR SERVICE	
FCPD CALLS	187
PSP CALLS	17
PSP ASSIST CALLS	1
<i>TOTAL SERVICE CALLS</i>	<i>205</i>


REPORTABLE CALLS	
<i>TOTAL REPORTABLE CALLS</i>	<i>30</i>

CITATIONS, TICKETS AND WARNING CARDS ISSUED	
PARKING TICKETS	24
TRAFFIC CITATIONS	48
NON TRAFFIC CITATIONS	6
WARNING CARDS	54
<i>TOTAL ISSUED</i>	<i>132</i>

SPEEDOMETER READINGS

Car 1	PREVIOUS MONTH: 55,068	CURRENT MONTH: 55,873	TOTAL MILES: 805
Car 2	PREVIOUS MONTH: 77,654	CURRENT MONTH: 78,520	TOTAL MILES: 866
Car 3	PREVIOUS MONTH: 7,728	CURRENT MONTH: 8,322	TOTAL MILES: 594
		<i>TOTAL MILES FOR THE MONTH</i>	<i>2,265</i>

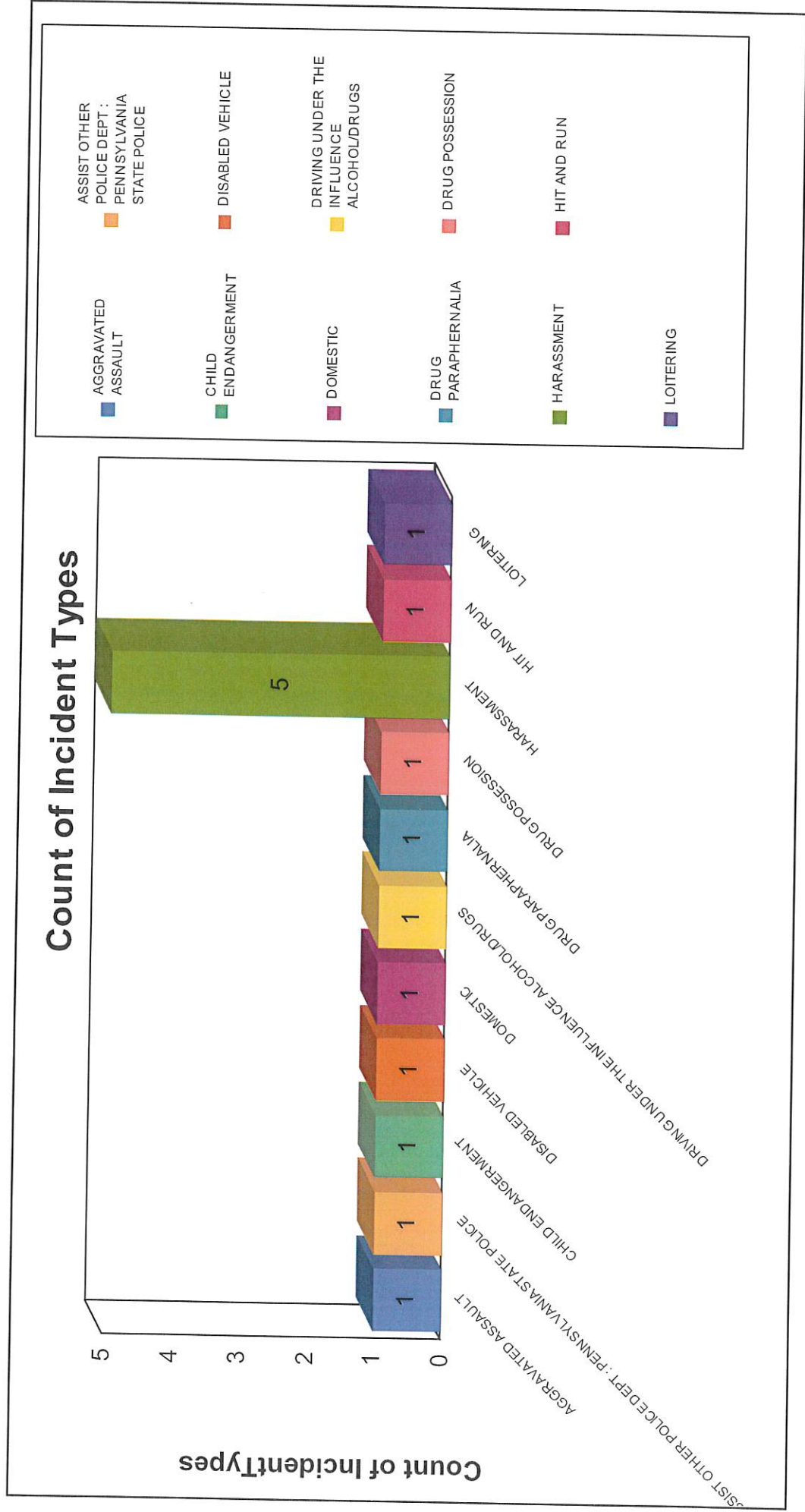
**Note: Car 1 back in service October 9, 2020.*


Mayor Jeffrey Cogley


Chief Scott Haslett

INCIDENT COUNT Statistics from Occurred Date: 10/1/2020 12:00:00AM to 10/31/2020 11:59:00PM

Case Report



AGGRAVATED ASSAULT: 1 3%

Case Report

ASSIST OTHER POLICE DEPT : PENNSYLVANIA STATE POLICE: 1 3%

CHILD ENDANGERMENT: 1 3%

DISABLED VEHICLE: 1 3%

DOMESTIC: 1 3%

DRIVING UNDER THE INFLUENCE ALCOHOL/DRUGS: 1 3%

DRUG PARAPHERNALIA: 1 3%

DRUG POSSESSION: 1 3%


HARASSMENT: 5 17%

HIT AND RUN: 1 3%

LOITERING: 1 3%

Case Report

Count of Incident Types



MEDICAL EMERGENCY: 1 3%

PSYCH EMERGENCY: 1 3%

PUBLIC DRUNKENNESS: 1 3%

RECKLESS ENDANGERMENT: 1 3%

Case Report

RESISTING ARREST: 1 3%

SIMPLE ASSAULT: 3 10%

STRANGULATION: 2 7%

TERRORISTIC THREATS: 2 7%

UNAUTHORIZED USE: 1 3%

VANDALISM: 1 3%

WELFARE CHECK: 1 3%

Grand Total: 100.00% Total # of Incident Types Reported: 30