

FORD CITY BOROUGH COUNCIL:

RESPECTFULLY, PLEASE ACCEPT THE SUBMISSION OF THE FOLLOWING REPORT FOR DUTIES PERFORMED BY THE FORD CITY POLICE DEPARTMENT OFFICERS DURING THE MONTH OF:

MARCH 2020

| MONTHLY INCOME RECEIVED | |
|-----------------------------|-------------------|
| ORDINANCE TICKETS | \$25.00 |
| PARKING TICKETS | \$1,190.00 |
| PERMIT PARKING | \$750.00 |
| POLICE REPORTS | \$30.00 |
| SOLICITATION PERMITS | N/A |
| DISTRICT MAGISTRATE | \$1,177.48 |
| PROTHONATARY | \$412.07 |
| TOTAL MONTHLY INCOME | \$3,584.55 |

| REPORTABLE CALLS | |
|-------------------------------|-----------|
| TOTAL REPORTABLE CALLS | 56 |


| CITATIONS / TICKETS ISSUED | |
|----------------------------|-------------------------|
| ORDINANCE TICKETS | 0 |
| PARKING TICKETS | 132 |
| NOTICE OF VIOLATIONS | Unknown due to Covid-19 |
| TRAFFIC CITATIONS | 11 |
| NON TRAFFIC CITATIONS | 8 |
| TOTAL ISSUED | 151 |

| CALLS FOR SERVICE | |
|----------------------------|------------|
| FCPD CALLS | 152 |
| PSP CALLS | 12 |
| PSP ASSIST CALLS | 0 |
| TOTAL SERVICE CALLS | 164 |

| ORDINANCE TICKETS VOIDED (Due to correcting the violation) | |
|---|----------|
| ORDINANCE TICKETS | 0 |
| TOTAL VOIDED | 0 |

SPEEDOMETER READINGS

| | | | |
|-------|----------------------------------|-----------------------|--------------------|
| Car 1 | PREVIOUS MONTH: 47,164 | CURRENT MONTH: 48,847 | TOTAL MILES: 1,683 |
| Car 2 | PREVIOUS MONTH: 70,356 | CURRENT MONTH: 71,328 | TOTAL MILES: 972 |
| Car 3 | PREVIOUS MONTH: 3,473 | CURRENT MONTH: 3,906 | TOTAL MILES: 433 |
| | TOTAL MILES FOR THE MONTH | | 3,088 |

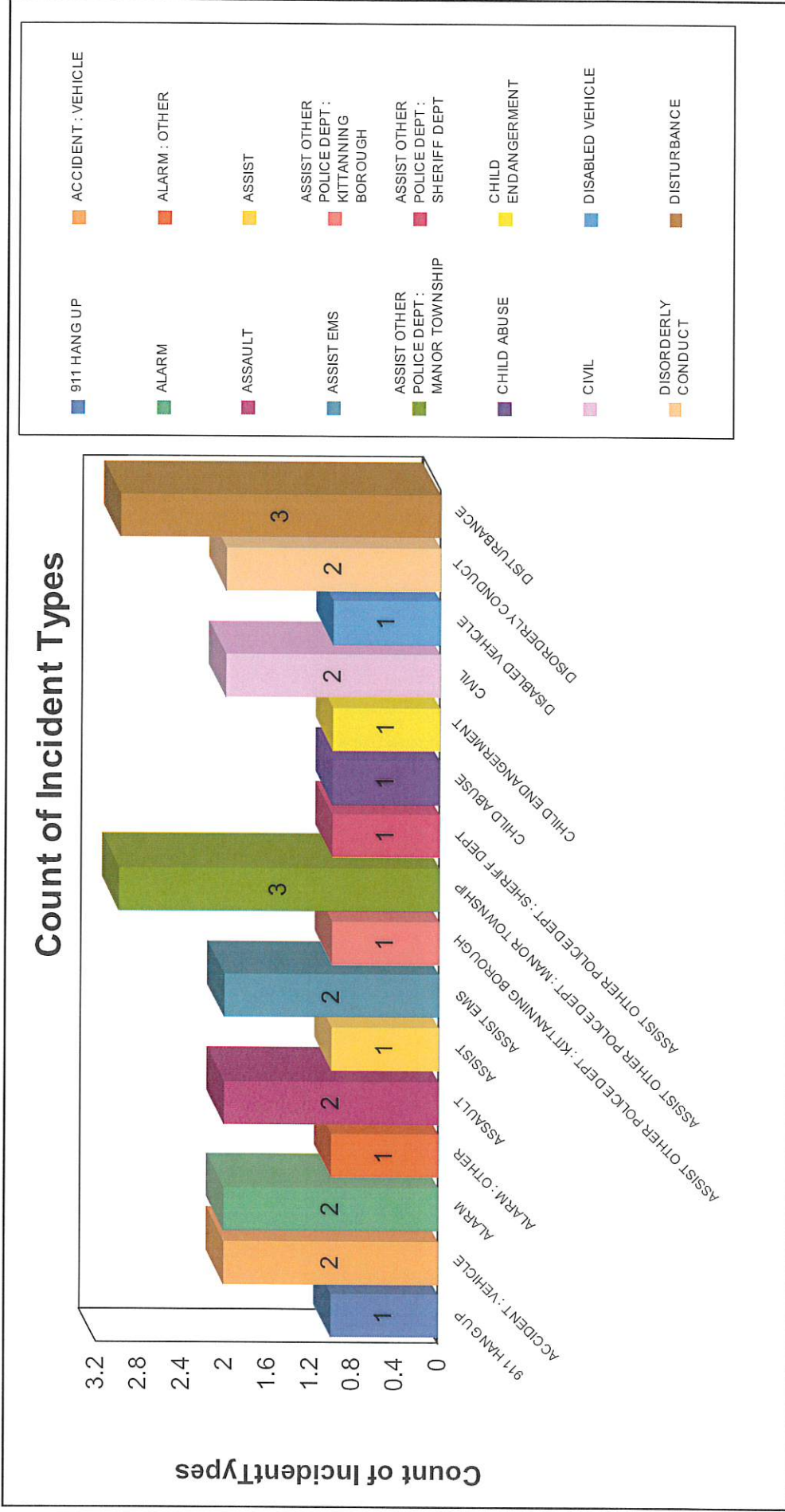

Mayor Jeffrey Cogley


OIC, Scott Haslett

Ford City Police Department

INCIDENT COUNT Statistics from Occurred Date: 3/1/2020 12:00:00AM to 3/31/2020 11:59:00PM

Case Report



911 HANG UP: 1 2%

Case Report

ACCIDENT : VEHICLE: 2 4%

ALARM: 2 4%

ALARM : OTHER: 1 2%

ASSAULT: 2 4%

ASSIST: 1 2%

ASSIST EMS: 2 4%

ASSIST OTHER POLICE DEPT : KITTANNING BOROUGH: 1 2%

ASSIST OTHER POLICE DEPT : MANOR TOWNSHIP: 3 5%

ASSIST OTHER POLICE DEPT : SHERIFF DEPT: 1 2%

CHILD ABUSE: 1 2%

CHILD ENDANGERMENT: 1 2%

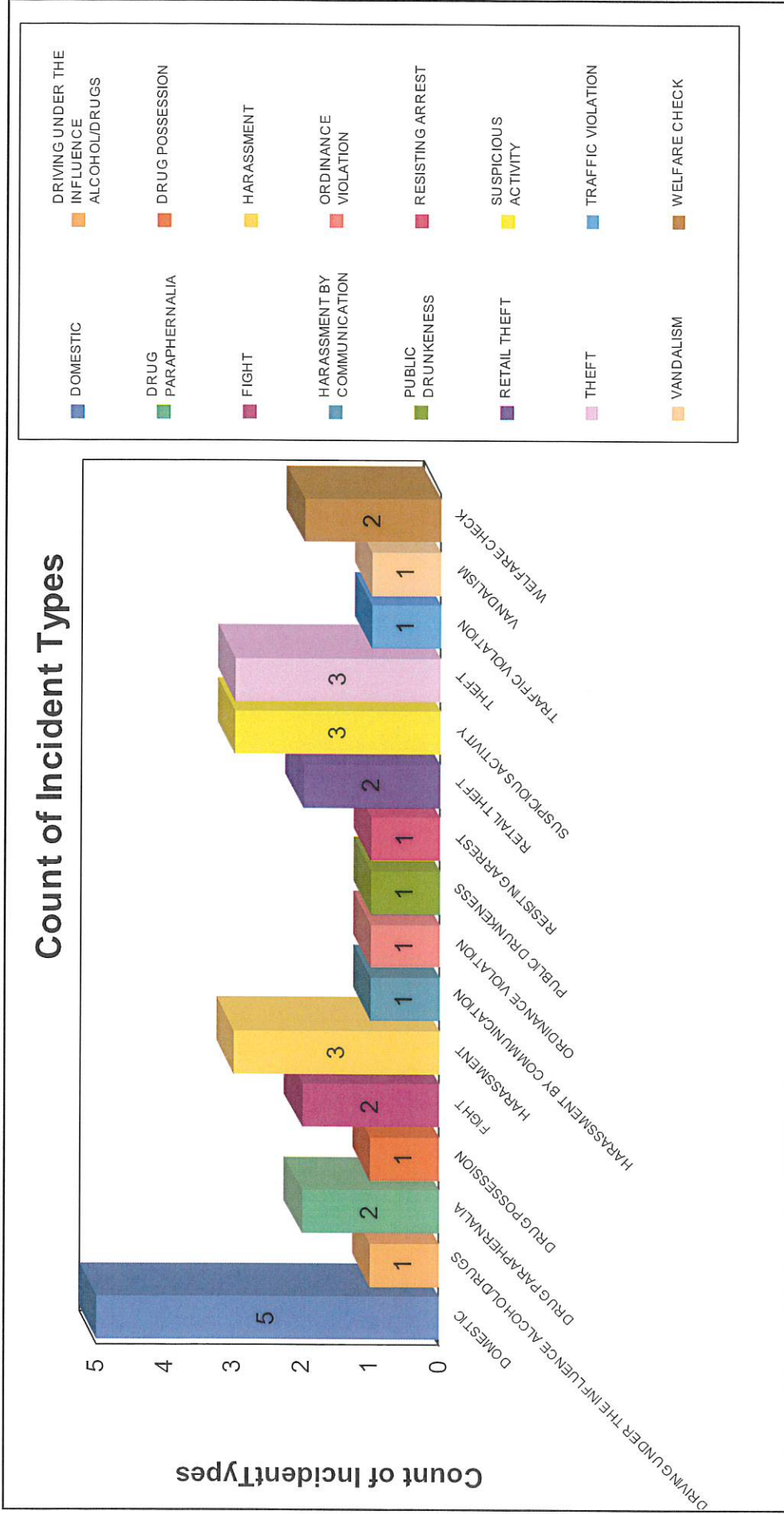
CIVIL: 2 4%

DISABLED VEHICLE: 1 2%

DISORDERLY CONDUCT: 2 4%

DISTURBANCE: 3 5%

Case Report



DOMESTIC: 5 9%

DRIVING UNDER THE INFLUENCE ALCOHOL/DRUGS: 1 2%

DRUG PARAPHERNALIA: 2 4%

DRUG POSSESSION: 1 2%

Case Report

FIGHT: 2 4%

HARASSMENT: 3 5%

HARASSMENT BY COMMUNICATION: 1 2%

ORDINANCE VIOLATION: 1 2%

PUBLIC DRUNKENESS: 1 2%

RESISTING ARREST: 1 2%

RETAIL THEFT: 2 4%

SUSPICIOUS ACTIVITY: 3 5%

THEFT: 3 5%

TRAFFIC VIOLATION: 1 2%

VANDALISM: 1 2%

WELFARE CHECK: 2 4%

Grand Total: 100.00% Total # of Incident Types Reported: 56