

FORD CITY BOROUGH COUNCIL:

RESPECTFULLY, PLEASE ACCEPT THE SUBMISSION OF THE FOLLOWING REPORT FOR DUTIES PERFORMED BY THE FORD CITY POLICE DEPARTMENT OFFICERS DURING THE MONTH OF:

APRIL 2020

MONTHLY INCOME RECEIVED	
ORDINANCE TICKETS	\$0.00
PARKING TICKETS	\$205.00
PERMIT PARKING	\$370.00
POLICE REPORTS	\$30.00
SOLICITATION PERMITS	N/A
DISTRICT MAGISTRATE	\$546.89
PROTHONATARY	\$66.62
<i>TOTAL MONTHLY INCOME</i>	<i>\$1,218.51</i>

REPORTABLE CALLS	
<i>TOTAL REPORTABLE CALLS</i>	<i>45</i>


CITATIONS / TICKETS ISSUED	
ORDINANCE TICKETS	None due to Covid-19
PARKING TICKETS	1
NOTICE OF VIOLATIONS	None due to Covid-19
TRAFFIC CITATIONS	11
NON TRAFFIC CITATIONS	15
<i>TOTAL ISSUED</i>	<i>27</i>

CALLS FOR SERVICE	
FCPD CALLS	120
PSP CALLS	11
PSP ASSIST CALLS	0
<i>TOTAL SERVICE CALLS</i>	<i>131</i>

ORDINANCE TICKETS VOIDED (Due to correcting the violation)	
ORDINANCE TICKETS	0
<i>TOTAL VOIDED</i>	<i>0</i>

SPEEDOMETER READINGS

Car 1	PREVIOUS MONTH: 48,847	CURRENT MONTH: 49,827	TOTAL MILES: 980
Car 2	PREVIOUS MONTH: 71,328	CURRENT MONTH: 72,380	TOTAL MILES: 1,052
Car 3	PREVIOUS MONTH: 3,906	CURRENT MONTH: 4,346	TOTAL MILES: 440
<i>TOTAL MILES FOR THE MONTH</i>			<i>2,472</i>



 Mayor, Jeffrey Cogley

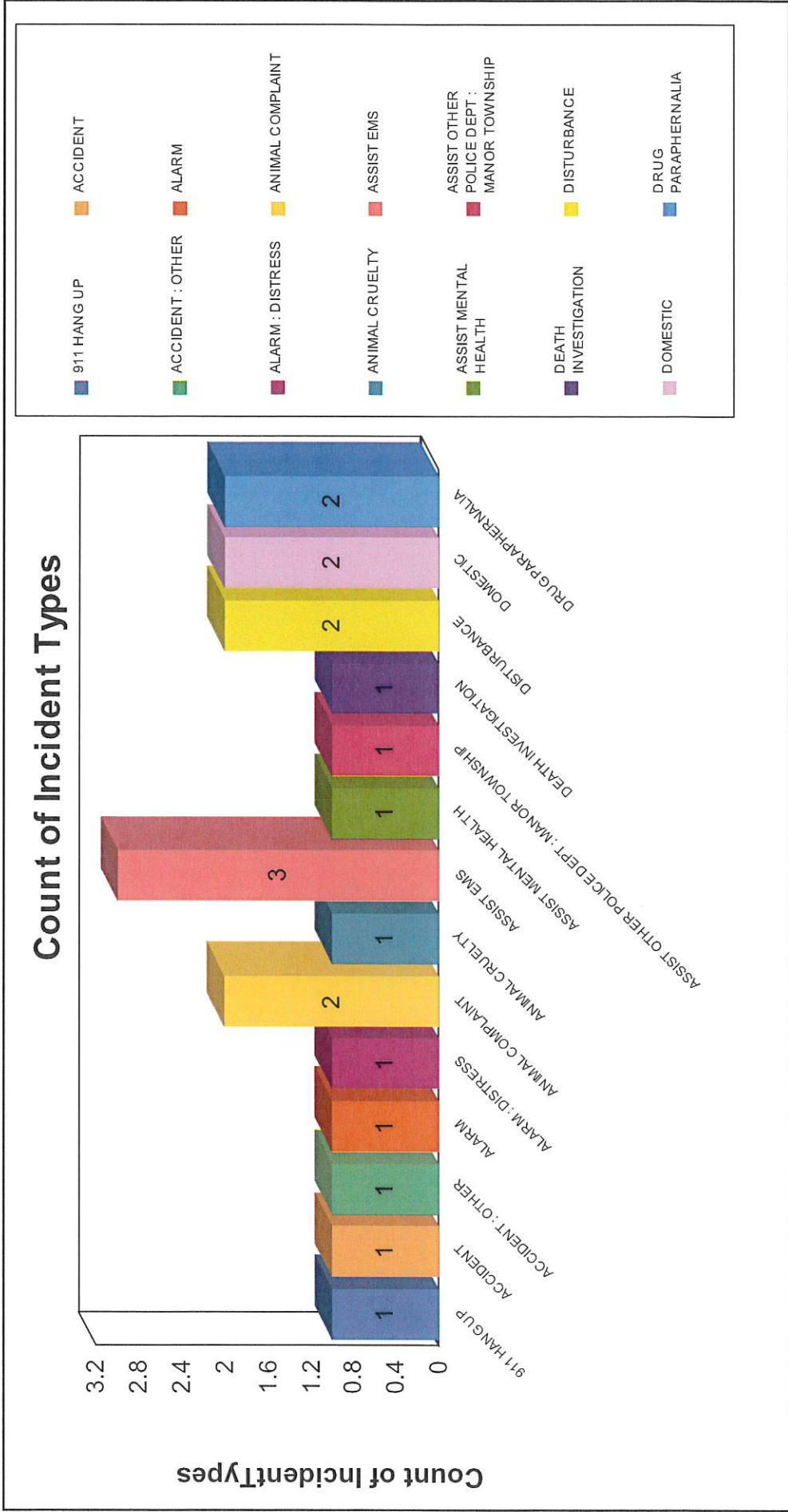


 Chief, Scott Haslett

Ford City Police Department

INCIDENT COUNT Statistics from Occurred Date: 4/1/2020 12:00:00AM to 4/30/2020 11:59:00PM

Case Report



911 HANG UP : 1 2%

Case Report

ACCIDENT: 1 2%

ACCIDENT : OTHER: 1 2%

ALARM: 1 2%

ALARM : DISTRESS: 1 2%

ANIMAL COMPLAINT: 2 4%

ANIMAL CRUELTY: 1 2%

ASSIST EMS: 3 7%

ASSIST MENTAL HEALTH: 1 2%

ASSIST OTHER POLICE DEPT : MANOR TOWNSHIP: 1 2%

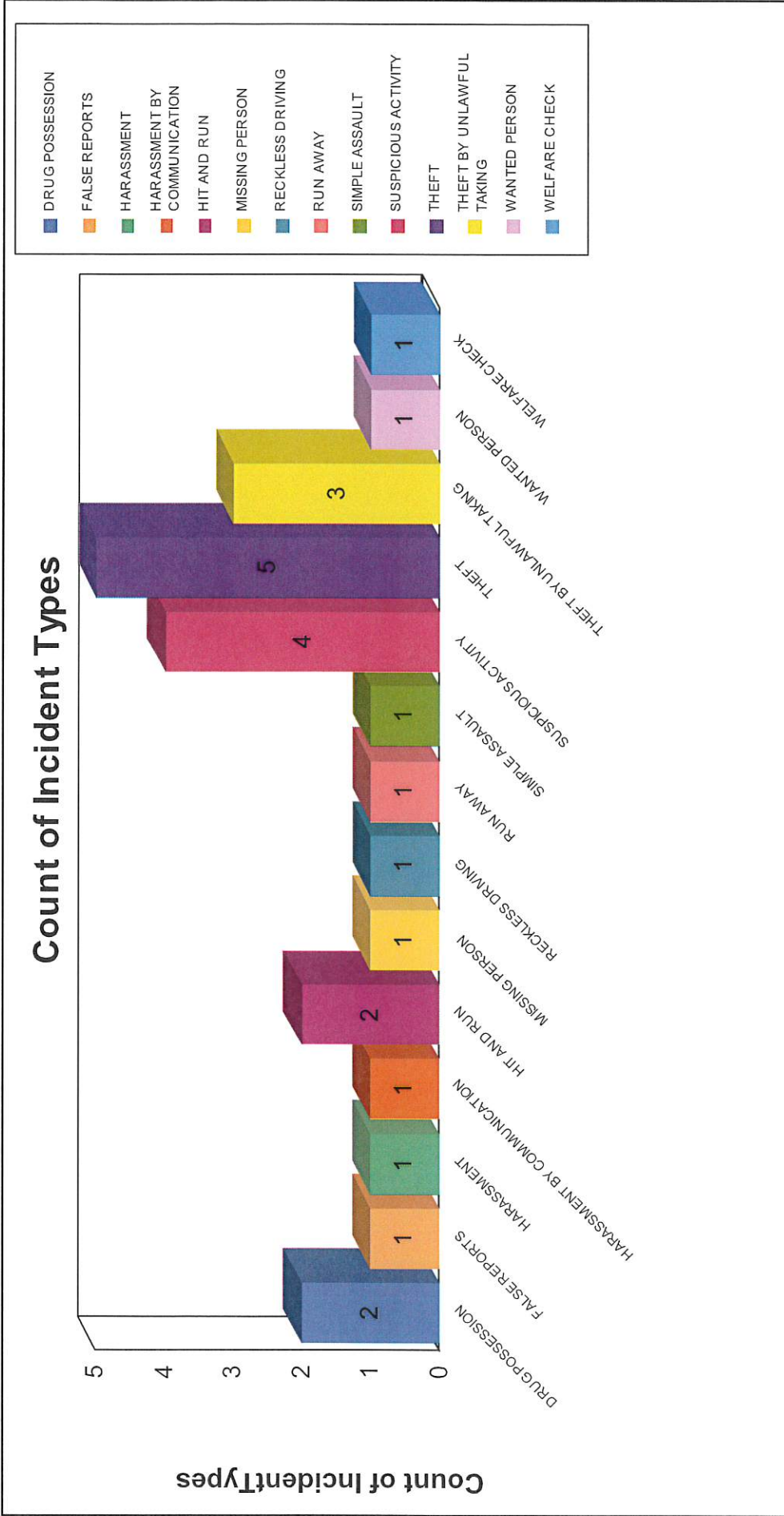
DEATH INVESTIGATION: 1 2%

DISTURBANCE: 2 4%

DOMESTIC: 2 4%

DRUG PARAPHERNALIA: 2 4%

Case Report



DRUG POSSESSION: 2 4%

FALSE REPORTS: 1 2%

HARASSMENT: 1 2%

HARASSMENT BY COMMUNICATION: 1 2%

Case Report

HIT AND RUN: 2 4%

MISSING PERSON: 1 2%

RECKLESS DRIVING: 1 2%

RUN AWAY: 1 2%

SIMPLE ASSAULT: 1 2%

SUSPICIOUS ACTIVITY: 4 9%

THEFT: 5 11%

THEFT BY UNLAWFUL TAKING: 3 7%

WANTED PERSON: 1 2%

WELFARE CHECK: 1 2%

Grand Total: 100.00% Total # of Incident Types Reported: 45