

FORD CITY BOROUGH COUNCIL:

RESPECTFULLY, PLEASE ACCEPT THE SUBMISSION OF THE FOLLOWING REPORT FOR DUTIES PERFORMED BY THE FORD CITY POLICE DEPARTMENT OFFICERS DURING THE MONTH OF:

June 2018

FEE/FINE STATISTICAL INFORMATION		CALLS FOR SERVICE STATISTICAL INFORMATION	
RENTALS	\$525	FCPD CALLS	214
SOLICITATION	\$10	PSP ASSIST CALLS	0
PARKING	\$1730	CRIMES CODE ARRESTS	12
PERMITS	\$2260	VEHICLE CODE ARRESTS	34
POLICE REPORTS	\$15	NON TRAFFIC ARRESTS	29
RENTAL INSPECTIONS	\$400	ORDINANCE VIOLATIONS	17/15
ORDINANCE TICKETS	\$500	PARKING VIOLATIONS	194
TOTAL	\$5,440	TOTAL SERVICE CALLS	500

Speedometer Reading:


Car 1: Current Month: Digital Light Out Previous Month: 96,089
 Car 2: Current Month: 54,425 Previous Month: 52,797
 Car 3: Current Month: 22,887 Previous Month: 20,828


Total Miles for this month:

???
 1,628
2,059

TOTAL FROM ABOVE: \$3,740.00
 RECEIVED FROM MAGISTRATE: \$1,135.48
 RECEIVED FROM PROTHONATARY: \$159.82
 TOTAL: \$6,735.30

Total: 3,687


 Mayor Jeffrey Cogley

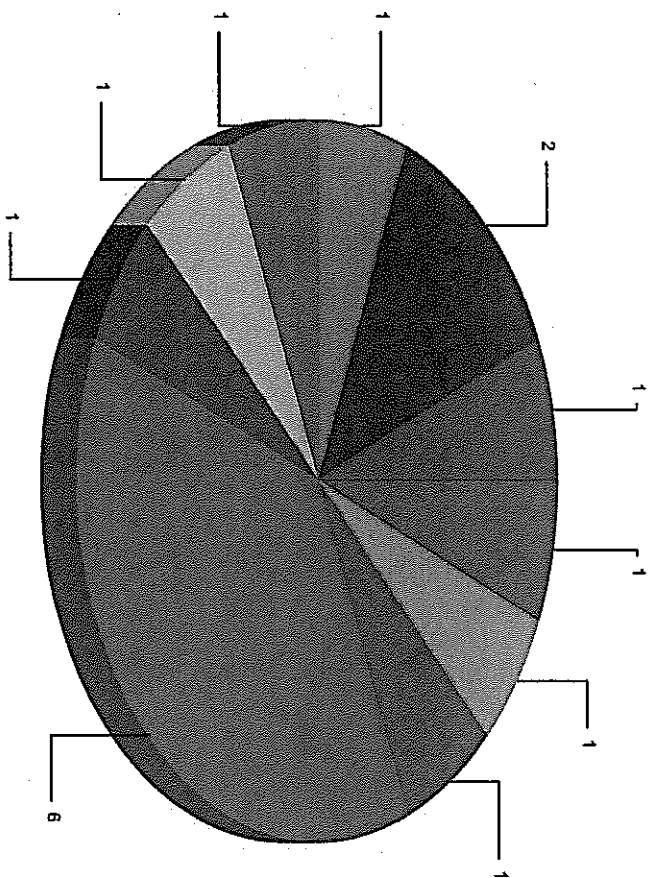

 OIC Paul Hughes

Ford City Police Department

Statistics from Occurred Date: 6/1/2018 12:00:00AM to 6/30/2018 11:59:00PM

Case Report

Count of Incident Types



■	ACCIDENT	1
■	ASSAULT	1
■	CORRUPTION OF MINORS	1
■	DISORDERLY CONDUCT	6
■	DRUG PARAPHERNALIA	1
■	DRUG POSSESSION	1
■	DUI	1
■	DUI CONTROLLED SUBSTANCE	1
■	INFORMATION	2
■	MEDICAL EMERGENCY	1
Total:		16

ACCIDENT: 1 3%

Case Report

ASSAULT: 1 3%

CORRUPTION OF MINORS: 1 3%

DISORDERLY CONDUCT: 6 20%

DRUG PARAPHERNALIA: 1 3%

DRUG POSSESSION: 1 3%

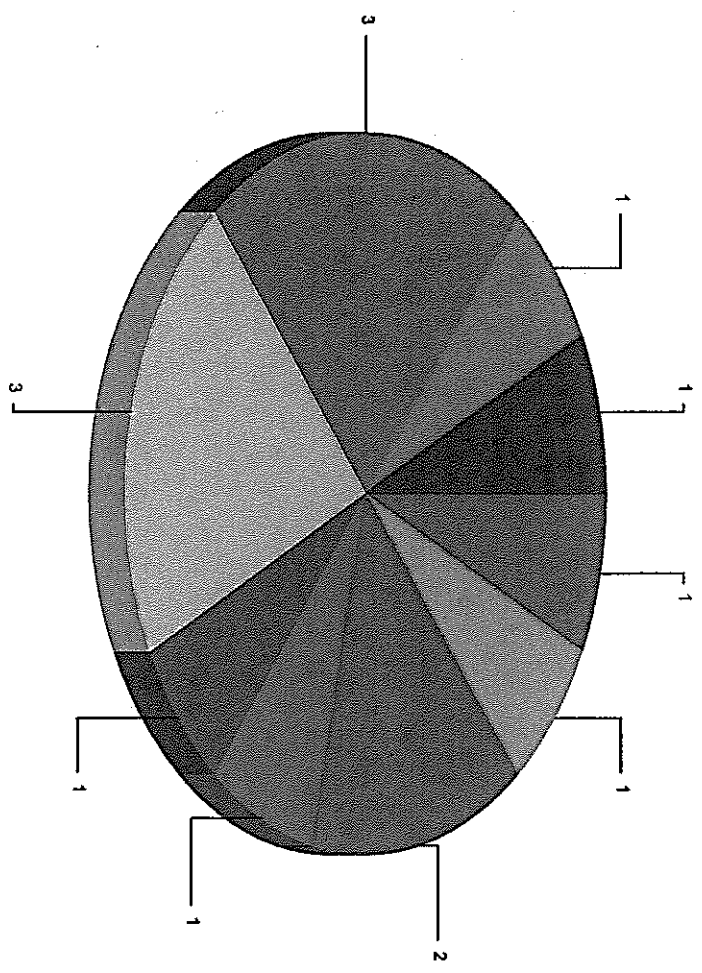
DUI: 1 3%

DUI CONTROLLED SUBSTANCE: 1 3%

INFORMATION: 2 7%

MEDICAL EMERGENCY: 1 3%

Count of Incident Types



OVERDOSE	1
PFA VIOLATION	1
RECEIVING STOLEN PROPERTY	2
SIMPLE ASSAULT	1
TERRORISTIC THREATS	3
THEFT	3
THEFT BY UNLAWFUL TAKING	3
TRESPASS	1
UNLAWFUL ACTIVITIES	1
Total:	14

OVERDOSE 1 3%

PFA VIOLATION 1 3%

RECEIVING STOLEN PROPERTY 2 7%

SIMPLE ASSAULT 1 3%

Case Report

TERRORISTIC THREATS:	1 3%
THEFT:	3 10%
THEFT BY UNLAWFUL TAKING:	3 10%
TRESPASS:	1 3%
UNLAWFUL ACTIVITIES:	1 3%

Grand Total: 100.00% Total # of Incident Types Reported: 30