

FORD CITY BOROUGH COUNCIL:

RESPECTFULLY, PLEASE ACCEPT THE SUBMISSION OF THE FOLLOWING REPORT FOR DUTIES PERFORMED BY THE FORD CITY POLICE DEPARTMENT OFFICERS DURING THE MONTH OF:

## February 2018

FEE/FINE STATISTICAL INFORMATION		CALLS FOR SERVICE STATISTICAL INFORMATION	
RENTALS	\$0	FCPD CALLS	241
SOLICITATION	\$0	PSP ASSIST CALLS	2
PARKING	\$1520	CRIMES CODE ARRESTS	5
PERMITS	\$270	VEHICLE CODE ARRESTS	20
POLICE REPORTS	\$0	NON TRAFFIC ARRESTS	19
RENTAL INSPECTIONS	\$350	ORDINANCE VIOLATIONS	19/15
ORDINANCE TICKETS	\$410	PARKING VIOLATIONS	195
TOTAL	<b>\$2,550</b>	TOTAL SERVICE CALLS	<b>516</b>

**Speedometer Reading:**

Car 1: Current Month: 96,089  
 Car 2: Current Month: 49,663  
 Car 3: Current Month: 16,412


Previous Month: 95,497  
 Previous Month: 48,048  
 Previous Month: 14,065

**Total Miles for this month:**

592  
 1,615  
2,347

TOTAL FROM ABOVE: \$2,550.00  
 RECEIVED FROM MAGISTRATE: \$2,039.85  
 RECEIVED FROM PROTHONATARY: \$969.96  
 TOTAL: \$5,559.81

Total: 4,554

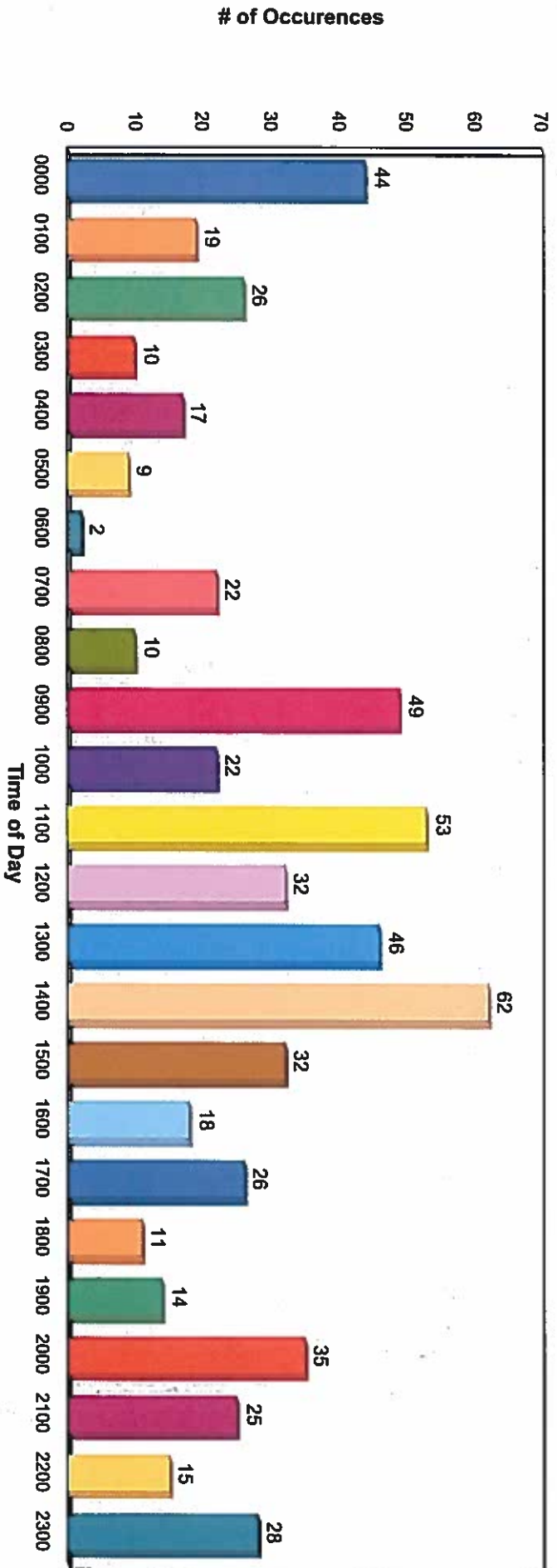
  
 \_\_\_\_\_  
 Mayor Jeffrey Ogley

  
 \_\_\_\_\_  
 Chief Michael Greenlee

# Activity Count By Time of Day Combined

Ford City Police Department

Report Range : 02/01/2018 12:00 AM To 02/28/2018 11:59 PM Report Title :

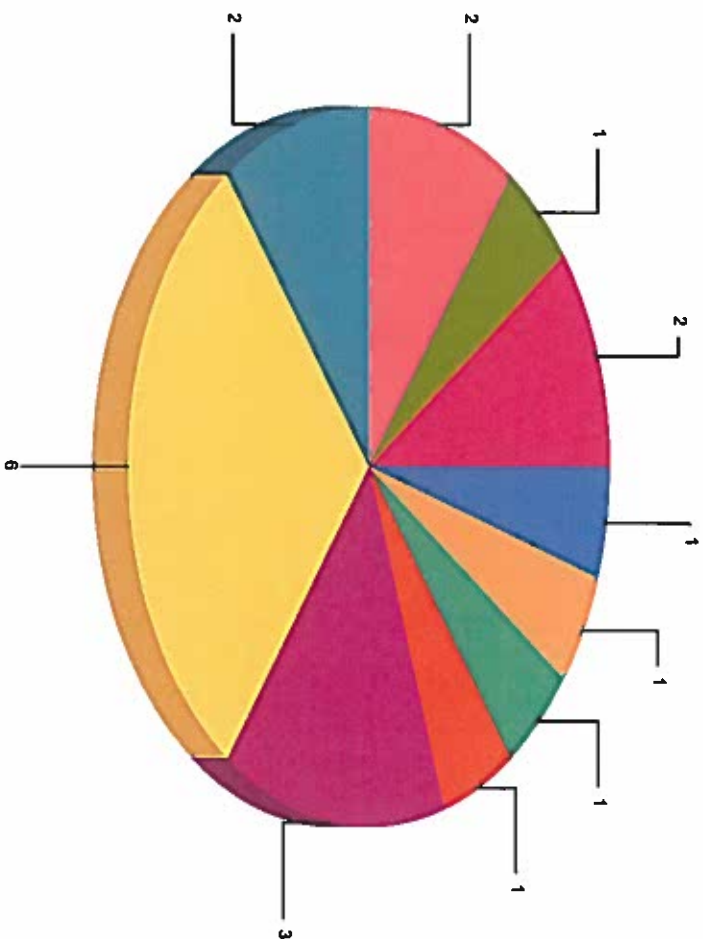


Total Events :: 638

Statistics from Occurred Date: 2/1/2018 12:00:00AM to 2/28/2018 11:59:00PM

Case Report

### Count of Incident Types

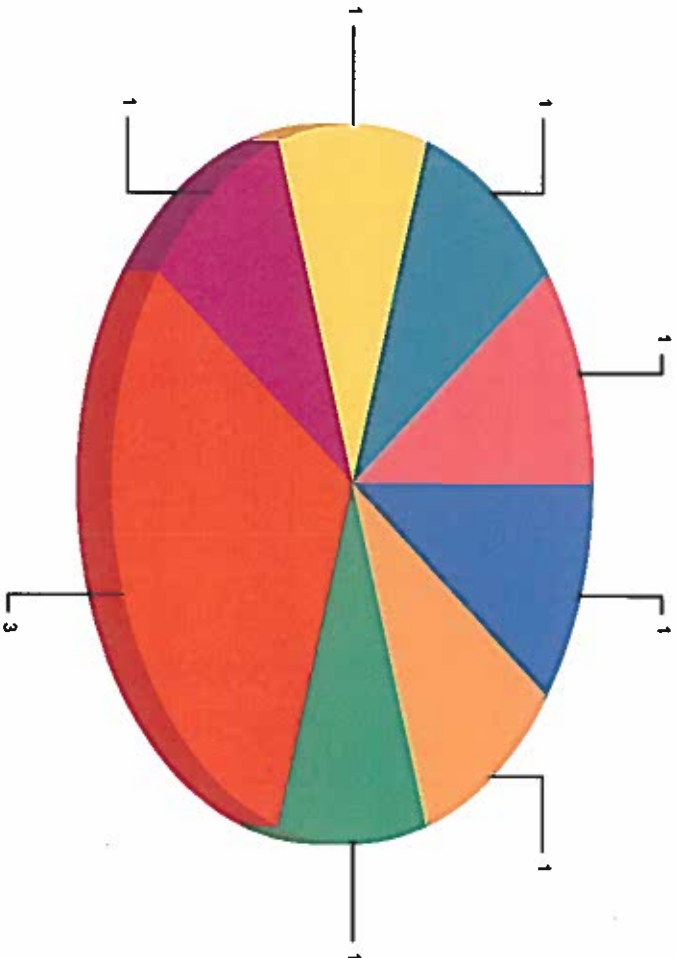


ACCIDENT	1
BOROUGH ISSUE	1
CHILD ENDANGERMENT	1
CRIMINAL MISCHIEF	1
DISORDERLY CONDUCT	3
DOMESTIC	6
DRUG PARAPHERNALIA	2
DRUG POSSESSION	2
HARASSMENT	1
HIT AND RUN	2
<b>Total:</b>	<b>20</b>

Case Report

BLINDENGEISSEL 1 3%
CHILD ENDANGERMENT 1 3%
CRIMINAL MISCHIEF 1 3%
DISORDERLY CONDUCT 6 10%
DOMESTIC 6 20%
DRUG PARAPHERNALIA 2 7%
DRUG POSSESSION 2 7%
HARASSMENT 1 3%
HIT AND RUN 2 7%

### Count of Incident Types



INDIRECT CRIMINAL CONTEMPT	1
MEDICAL EMERGENCY	1
PFA VIOLATION	1
RETAIL THEFT	3
TERRORISTIC THREATS	1
THEFT BY UNLAWFUL TAKING	1
UNLAWFUL ACTIVITIES	1
WITNESS INTIMIDATION	1
<b>Total:</b>	<b>10</b>

INDIRECT CRIMINAL CONTEMPT 1 3%

MEDICAL EMERGENCY 1 3%

PFA VIOLATION 1 3%

RETAIL THEFT 3 10%

Case Report

TERRORIST THREATS	1	3%
THEFT BY UNLAWFUL TAKING	1	3%
UNLAWFUL ACTIVITIES	1	3%
WITNESS INTIMIDATION	1	3%

Grand Total: 100.00% Total # of Incident Types Reported: 30